



2017

2018-041

2018 03

) 0

a

2

) 0 ,)
/. %-1/%0)))
.))) 1



			300130
			Nexgo Inc.
			Nexgo
			17A
			518040
			17A
			518040
			www.nexgo.com.cn
			xgd-zqb@nexgo.com.cn

	802,801.37			

	100%
	63.74%
	57.48%
	100%
	42.03%
	33.79%
	42,577.72%

2

2

)/

),

/

/.

2017

POS

POS

	POS	POS	POS	POS	POS	MPOS
--	-----	-----	-----	-----	-----	------

2017	123,691.35		9.80%			
1.97%		9.31%		19.09%		44.82
9,345.49	30.81%		7,193.17		50.15%	

1

2017

POS Ä + yÿiÜ@11CE29E0 843A7TF46320D6A1B04FD27 /660D2A2D44B

3
2017

	1,153,980,823.56	93.31%	999,886,549.78	88.76%	15.41%
	82,932,715.61	6.69%	126,659,357.59	11.24%	-34.52%

2**10%**

			8,862,133	3,567,651	148.40%
			8,957,632	3,555,310	151.95%
			319,635	224,136	42.61%
			388,731	337,141	15.30%
			418,159	360,877	15.87%
			73,992	44,564	66.04%

30%

1.

30%

1.


1		57,424,590.84	8.56%
2		56,745,474.68	8.46%
3		30,080,081.47	4.49%
4		27,817,049.63	4.15%
5		23,499,550.58	3.50%
	--	195,566,747.20	29.16%

3

	2017	2016		
--	------	------	--	--

2010		64,633.49	3,364.66	68,238.99	0	0	0.00%	0		

							08	15			
	--	68,079	68,079	44,516.69	69,480.99	--	--	4,913.52	--		



31

2010 6

2010 2

2

2015 1

2015

4.		25,684.61	3,364.66	24,874.69	96.85%	2016 06 30	453.3		
	--	40,990.61	3,364.66	42,876.51	--	--	723.43	--	--

	2,360
) /
) 0 , ,) 1 1
%)) , /))) 1 , 2	
% , /)	
4 2017	

											12	31		
														2017-13
														2

10%

			10,000,000	188,918,536. 16	87,267,338.5 7	82,886,153.5 0	77,025,032.5 3	77,025,032.5 3
			31,332,600	142,413,334. 24	109,671,533. 81	114,078,557. 36	26,651,077.1 9	23,462,874.5 4
			5,000,000	97,967,959.6 7	83,545,029.0 6	92,535,050.4 3	53,912,476.7 0	46,433,922.9 4

	30%	47.44

1

1

2015

2016

CIPS

2015 7 31
176

CIPS

CIPS

CIPS 19

2 2017

2		2017				2,592.60	POS	3,118.86
ATM	96.06		525.40	665.36	3.64		POS	225.56
	26.04%	ATM	6.95	3.06%				
	2017	POS		214				POS
							POS	
POS		POS					POS	
				POS			POS	
				NFC				
3		2017		1494.31		761.65		29.41%
2.67%	4.09	2.09		96.41		67.92		7.95% 11.99%
	173.17	65.07		3.78% 0.65%		586.27	68.67	
52.96%	21.54%	638.46		559.99		31.17%	3.20%	48.71%
	0.24			48.5654%				
				1.03571.66				

7 2017 248 65

3
1 POS
12.2% 2020 7,260 2017 2018-2020
20% 30.9% 2018
2020
POS POS POS POS POS APP
POS POS POS POS POS
POS POS POS + +
+ POS POS POS POS
POS POS POS
2 2017 296 2018 4 1

±

|

4
2018

2018
1
2018

2
2017

2018

2018

3

2018

3

4

2017

1

2017 05 19			2017 5 19
2017 11 28			2017 11 28

							40	
	2017	12	31				265,486,700	
10		1.5		3,982.3005	2017	12	31	265,486,700
			10	8				212,389,360
		"						"

3

1.2015	4	30	2014	2014	114,300,000
		10	0.5	2014 12 31	114,300,000
		10	10	114,300,000	228,600,000
2.2016	5	11	2015	2015	231,021,360
		10	0.5	2015	
3.2017	5	9	2016	2016	235,481,280
		10	0.60	1,412.88768	2016

2017	39,823,005.00	71,933,856.89	55.36%	0.00	0.00%
2016	14,128,876.80	139,021,692.71	10.16%	0.00	0.00%
2015	11,551,068.00	85,495,853.97	13.51%	0.00	0.00%

1

				2010 09 30	2010 9 30 9999 12 31


			5%			
			1			
			2			
			3			

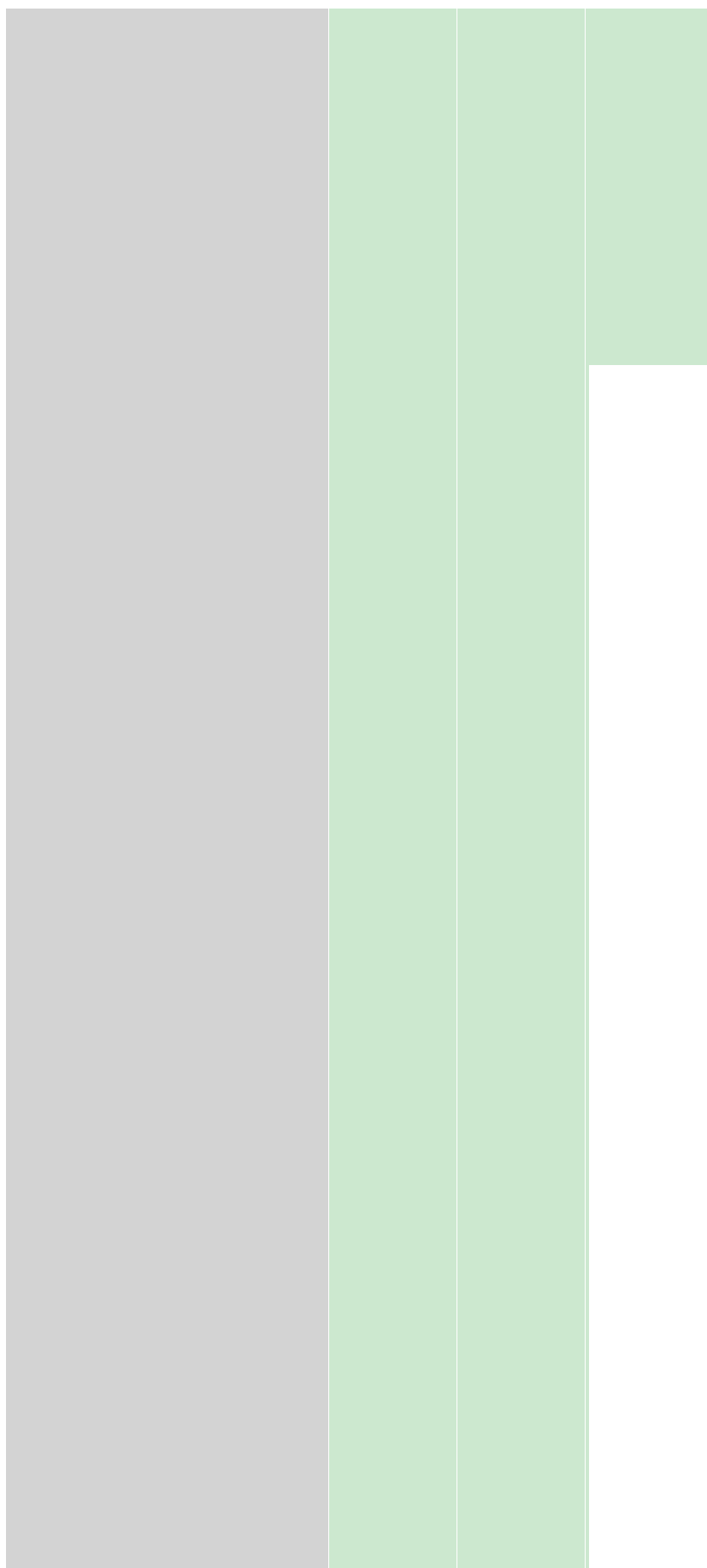
	;	;	()	2010 09 30	2010 9 30 9999 12 31	
	;	;	5%	2010 09 30	2010 9 30 9999 12 31	
	;	;		2010 09 30	2010 9 30 9999 12 31	

			3			
	;		12	2017 10 27	2017 10 27 2018 10 27	
	;			2017 10 27	2017 10 27 9999	

				27	12 31	
	;					
	;					
	;					

			2016			
--	--	--	------	--	--	--





" 5.3 5.3.2"

÷

×

"

2

2016 5 9

2016 5 25 2016

100%

2016

50,000

100%

201650, 201

|

|

			2017 01 9504				
--	--	--	--------------------	--	--	--	--

1±£d±= Š" DJz S &A¶1,,`EMXJF@ì DÉ1p

¥=F2+X

) 0 .) 0))
) 0 - -) 0).)
) 0 - -) 0).
) -) 0 - -) 0).
) -) 0 - -	
) -) 0 - -	
) -) 0 - -	
) -) 0 . 1) 0).0
) 0 / /) 0)1)
) 0 / /) 0)1

) .) .
 , 0, , /0
) .

) 0 .) 0))
) 0 - 0) 0) /
) 0 - 0) 0) 1
) .) 0 - 0) 0) 0
) .) 0 - 0	
) 0 - 0	
) 0 - 0	
) 0 - ,	

) 0

5

1

1


2

3

2

1

[Redacted]								
[Redacted]	[Redacted]	[Redacted]	[Redacted]	[Redacted]	[Redacted]	[Redacted]	[Redacted]	[Redacted]



	2017 04 18	220,000	2017 12 14	2,000		2017 12 14 2018 12 14		
	2017 04 18	220,000	2017 12 29	8,000		2017 12 29 2018 12 28		


E	70%	0
	50% F	0
	D+E+F	0


2

3

1

		2,000	0	0
		2,000	2,000	0
		4,000	2,000	0

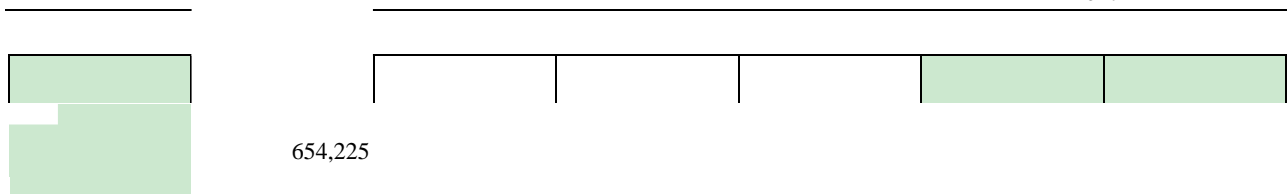




	4,000	--	--	--	--	--	--	60.42	24.63	--	0	--	--	--
--	-------	----	----	----	----	----	----	-------	-------	----	---	----	----	----

1

	81,512,296	34.62%	25,666,000	0	0	-2,745,750	22,920,250	104,432,546	39.34%
1	0	0.00%	0	0	0	0	0	0	0.00%
2	0	0.00%	0	0	0	0	0	0	0.00%
3	81,512,296	34.62%	25,666,000	0	0	-2,745,750	22,920,250	104,432,546	39.34%
	0	0.00%	0	0	0	0	0	0	0.00%



654,225

1))).

) 0 2 /
.))%.1 1) " /) 0" C 0) 2)0 . / 25)- 021 12,021 - 2-021

	11, %21-) , 0	1/1%,))) ,,
	%), % -.) -,	- %) //) /

		3.20%	8,497,000		0	
--	--	-------	-----------	--	---	--

		2,172,900		2,172,900
10				
10	10			



4 **10%**

5

				05 10	05 15						
				2008	2020						
			49	04 23	05 15	872,300	0	38,900	192,000	1,025,400	
				2017	2020						
			33	05 15							

			2017 05 09	

			51		23.21	
			47		59.68	
			55		62.58	
			49		47.6	

		120,000	120,000	7.476	23.86	0	0	0	0	0
--	--	---------	---------	-------	-------	---	---	---	---	---



" , / / " ") 0 ,
" " , / 0 "

3

2017

232

206

/

2>-6<41DD>]TJ31.933FB62D58143494202941DD2CB43A6D.5

1

2

3

8

3

4

3

2

1

2016		46.05%	2017 05 09	2017 05 09	2016 2017-061
2017		45.34%	2017 05 24	2017 05 24	2017

2

3

) /

))

) 0 ,
) /

) /

) /
) 0

) /

) /

) 0

) 0 - /

) 0

) 0

) 0 1 .

) 0

) 0

) 0) ,

) 0

) 0

) 0 - 0

) /

) .

) /

) .

) 0 - 2

) -

) 0

) 0

,

) 0 - .

-

1

M5		KPI	2017 KPI	70%
		360		30%

2017 12 25 -28

360 2017 12 27

360 2017 12 27 -2018 1 2

KPI 2018 1 19-20

2018 1 23 -24

2018 1 25

2017 12 31	
	2018 03 20



3

79.05%

) 0
2,000

170,171
1,600

96,403.22

2017 5 27

2016 4 15

2017

AA+

AA-

2017 10 26

AA+

AAA

2017 11 3

AA+

AAA

2016

AA+

AAA

AA

AA

AAA

4

	2018 03 20
	[2018]003254

[2018]003254

()

2017 12 31

2017

2017 12 31

2017

1.

2.

3.

4.

1.

8 2017 12 31

261,786,122.30

9,342,593.30

2.

1

2

3

4

2017

5

6

2017 12 31

1.

9

12

2017 11 13

25%

5

, 2017 12 31

2.

1

2

3

4

5

1.

15

2017 12 31

603,758,411.05

2.

1

2

3

4

5

6

7

8

9

10 2017 12 31

1.

36

OEÓ §*ç •. ^,> Ä

2

3

4

5

6

7

,

—

.

/

()


•

1

2017 12 31

	1,120,243,314.79	576,199,962.02

	60,493,617.42	13,739,046.00
	424,972,668.13	276,804,932.95
	12,336,612.33	7,601,070.22



	21,757,320.76	21,780,287.15
	4,854,817.31	

		4,681,069.00
	49,459,435.51	110,402,681.80
	2,240,171.96	998,430.00
		2,652.05
	9,000,000.00	
	47,120,119.52	42,661,909.49
	233,876.25	
	489,269,960.76	
	5,283,028.80	9,348,591.10
	1,175,345,859.64	344,694,540.12
	50,000,000.00	50,000,000.00
	11,145,918.82	6,720,595.75
	1,876,273,539.18	2,365,747,142.15
	23,625,743.88	21,761,591.70
	3,369,115.59	2,053,309.88
	1,572,139.12	3,149,397.17
	350,279,031.00	824,850.00
	2,316,265,487.59	2,450,256,886.65
	3,491,611,347.23	2,794,951,426.77
	409,100,000.03	

	21,829,991.12	224,132,402.38
	5,575,750.96	9,751,509.25

	1,131,649,287.87	666,371,268.52
	-9,628,574.80	282,596.85
	48,695,781.99	25,650,332.28
	355,807,341.28	162,527,002.30
	1,791,970,216.34	1,090,265,279.95
	3,491,611,347.23	2,794,951,426.77

3

	1,236,913,539.17	1,126,545,907.37
	1,236,913,539.17	1,126,545,907.37
	1,205,706,372.58	1,113,668,738.40
	758,368,608.25	636,671,852.53

	-685,771.41	15,762,405.16
-		
-	777,584.50	
	62,543,851.26	
	94,976,826.62	59,028,129.29
	346,674.93	76,959,573.09
	1,868,646.44	927,071.46
	93,454,855.11	135,060,630.92
	21,523,195.28	-9,247,344.22
	71,931,659.83	144,307,975.14
	73,772,314.73	144,307,975.14
	71,933,856.89	139,021,692.71
	-2,197.06	5,286,282.43

4.		
5.	339,927.68	-314,609.82
6.		
	62,360,415.86	144,275,962.17
	62,362,612.92	138,989,679.74
	-2,197.06	5,286,282.43
	0.29	0.60
	0.29	0.60
	0.00	0.00

5

	24,193,626.58

	538,633,929.22	388,823,193.17
	1,069,614,862.84	538,633,929.22

6

|

	235,43 4,080. 00				667,676 ,162.93		-119,75 0.39		25,650, 332.28		526,534 ,530.51	21,145, 473.69	1,476,3 20,829. 02
	30,012 ,300.0 0				465,278 ,018.81		-9,571,2 43.97		23,045, 449.71		34,759, 698.68	414,826 .35	543,939 ,049.58
							-9,571,2 43.97				71,933, 856.89	-2,197.0 6	62,360, 415.86
	30,012 ,300.0 0				465,278 ,018.81							417,023 .41	495,707 ,342.22
1	30,012 ,300.0 0				476,039 ,955.86							400,000 .00	506,452 ,255.86
2													
3													



3



	235,434,			666,371,2	282,596.8	25,650,33	162,527	1,090,265
	080.00			68.52	5	2.28	,002.30	,279.95

3											
4											
1											



2007	12	13	(2004)	159	
				2,500.00	
		4,000.00			86.00%
	14.00%	2007			

2009 6 22 () 2.105%

2009 6 22

2009 7 15 (

120 (2009 8 10

(2009 12)

2009 8 26

2009 T-10801

2.5263%

2009 9 27

120 900.00 484.02

20 10 50

20 2009 9 30

2009 9 30

	()	
	2,115	44.5263%
	705	14.8421%
	705	14.8421%
	160	

	30	0.6316%
	20	0.4211%
	20	0.4211%
	20	0.4211%
	20	0.4211%
	10	0.2105%
	4,750	100.0000%

[2010]1292

2010 10 8 (A) 1,600
 1.00 43.33 2010 10 13 69,328.00
 46,945,065.67 646,334,934.33

[2010]124

2011 4 21 6,350 10 2
 () 10 8 5,080.00
 11,430
 2015 4 30 11,430 10
 0.50 () 10 10 22,860
 2015 6 19 145
 2,421,360
 231,021,360
 2016 4 18 141
 2016 12 31 4,459,920
 235,481,280

[2017]1146

9 29 2,500.00 1.00 18.22 2017 9 29
 45,550.00 10,880,000.00 444,620,000.00

4.

(POS)

(POS)

5.

%

6.

2018 3 20

12

			%	%
			100.00	100.00
			96.32	96.32
			100.00	100.00
			100.00	100.00
			100.00	100.00
ExaDigm,Inc			100.00	100.00

15

2014

2

12

15

2014

1

2

1 1 12 31

3

1 1 12 31

4

5

1.

1)

- 2)
- 3)
- 4)

(1)

(2)

1

2

A.

B.

C.

D.

(3)

(4)

7

1.

9

1.

2.

10

1.

2.

(1)

1

2

3

1

2

3

4

2

7.

1

2

11**1**

	100

2



20.00%

20.00%

4

5

1

2

3

13

1.

1

2

2.

14

1.

1

2

2.

1

4

5

22

4.

1

2

3

4

1

22

2

1

2

5.

18

1.

1

2

3

2.

3.

3

4.

19

20

2

1

	50	
	5	

2

2

1

2

1

2

3

4

5

22

23

1

1

2

	5
	3-5
	10
	5
	5

24

1

2

3

4

25

1.

2.

26

1.

2.

3

4

5

6

1

2

3.

4.

27

28

1.

2.

1

2

3.

1
2
3
4

1
2

29

1

1.

1

2.

2

1.

1

2.

30

/

()

1.

1

2

2.

1

2

3

31

1

1

2

2

1

3

4

1

	56,154,792.20	9,739,046.00
	4,338,825.22	4,000,000.00
	60,493,617.42	13,739,046.00

2

5

1

	11,768,6 54.42	2.52%	5,884,32 7.21	50.00%	5,884,327 .21					
	456,076, 763.01	97.48%	36,988,4 22.09	8.11%	419,088,3 40.92	306,253 ,853.59	100.00%	29,448,92 0.64	9.62%	276,804,93 2.95
	467,845, 417.43	100.00%	42,872,7 49.30	9.16%	424,972,6 68.13	306,253 ,853.59	100.00%	29,448,92 0.64	9.62%	276,804,93 2.95

2

17,516,479.16

0.00

--	--	--

3

	4,092,650.50
	65,060.00
	7,900.00
	900.00
	466,400.00
	364,560.50
	413,000.00
	2,774,830.00

		2,774,830.00			
	--	2,774,830.00	--	--	--

4

		(%)	
	81,787,553.36	17.48	4,089,377.67
	59,865,261.25	12.80	4,202,625.36
	24,530,536.53	5.24	1,226,526.83
	23,444,000.00	5.01	1,172,200.00


21,950,451.78

4.69

1,097,522.59

9

1



--	--	--

3

Auf • ... }7s

2

--	--	--	--	--	--	--	--	--	--

	871,087.20
4,285,677.37	19,098,353.98
4,284,095.98	145,614.24
20,000,000.00	
28,569,773.35	20,115,055.42

50,000,000.00	50,240,000.00		50,240,000.00
50,000,000.00	50,240,000.00		50,240,000.00
50,000,000.00	50,240,000.00		50,240,000.00

--	--	--

A

4




5



15

1



2




3

16

1



17



2

3

--	--	--

19

1

				POS		
1.	388,804,536.60	2,647,527.18	6,725,486.28	6,359,187.81	28,718,266.14	433,255,004.01
2.						

1		411,748.08		496,156.39	2,767,053.81	3,674,958.28
				901,833.42		901,833.42
4.	14,219,991.58	1,698,585.44	6,147,443.23	1,362,227.43	17,028,303.93	40,456,551.61
1.						
2.						
1						



22



23

1


2

24

25

1

5



4.	20,564,938.80	44,943,157.89		31,114,773.16	30,557.36	96,653,427.21
1.	2,055,593.64	14,981,052.63		7,740,180.55	10,185.79	24,787,012.61
2.	411,318.72	9,987,368.42		5,962,783.61	6,790.53	16,368,261.28
1	411,318.72	9,987,368.42		5,962,783.61	6,790.53	16,368,261.28
3.						
1						
4.	2,466,912.36	24,968,421.05		13,702,964.16	16,976.32	41,155,273.89
1.						
2.						
1						
3.						
1						
4.						
1.	18,098,026.44	19,974,736.84				

26

--	--	--	--	--	--	--

27

1

	139,753,563.89					139,753,563.89
ExaDigm, Inc	36,293,613.94					36,293,613.94
	433,158,998.49					433,158,998.49
	609,206,176.32					609,206,176.32

2

	0.00	1,840,654.90				1,840,654.90
ExaDigm, Inc	0.00	3,607,110.37				3,607,110.37

5

5

2017 12 31

= / (1-)

ExaDigm, Inc 3,607,110.37
1,840,654.90

28



	151,182,200.76	22,582,058.09	141,706,134.80	34,108,402.04
--	----------------	---------------	----------------	---------------

2

	32,365,448.70	4,854,817.31	46,549,075.06	6,982,456.05
	32,365,448.70	4,854,817.31	46,549,075.06	6,982,456.05

3

		22,582,058.09		34,108,402.04
		4,854,817.31		6,982,456.05

4

	8,950,665.15	41,832,650.64
		20,708,494.05
	16,778,628.13	20,464,737.30
	25,729,293.28	83,005,881.99

5

--	--	--	--

POS

30

	351,460,199.90	0.00
	279,031.00	824,850.00
	287,930.71	0.00
	352,027,161.61	824,850.00

			0453551-002	0453551-003
		2017 12 14		
0453893		15,000.00	2017 12 31	
2017 12 14				2017
0000079		9,000.00		
		2017		0000079
2017	2017 12 14			
	0000079-1		6,000.00	2017 12 31
2017 6 22				
	2017	0007		20,000.00
		2017	0003	
			2017	0003
\$! I _ ÑJ@	2017 7 6	2017	0010	'ç Â ñw' '2Ë@ 0,5RQÖ•E çw08

2017 0017320586-02 4,000.00
 2017 12 14 2017
 0017320586-02 2017 12 31 4,000.00
 38,932,183.30

2

0.00

--	--	--	--	--

32

--	--	--

33**34**

	79,198,336.67	1,325,908.33
	50,113,254.98	105,363,953.99
	129,311,591.65	106,689,862.32

0.00

35**1**

	270,051,722.55	118,751,202.94
	2,747,533.18	15,300,953.24
	272,799,255.73	134,052,156.18

2 1

--	--	--

5 5

, 138,747,099.55 103.50% 2017

36

1

	16,580,197.35	24,370,796.68
	431,468.39	152,715.90
		1,800.00
	17,011,665.74	24,525,312.58

2 1

--	--	--

3

--	--

37

1

	34,343,849.66	219,405,172.76	236,531,913.40	17,217,109.02
-	165,000.00	9,674,629.11	9,427,294.11	412,335.00
	34,508,849.66	229,079,801.87	245,959,207.51	17,629,444.02

2

O [%oNÍ O [%

--	--	--

	15,784,783.49	5,625,004.03
	7,847,056.26	9,423,739.14
	895,278.30	2,358,944.01
	1,086,379.15	361,638.58
	776,044.26	258,972.73
	1,785,651.01	1,139,048.77
	28,175,192.47	19,167,347.26

39

--	--

45

1

		160,000,000.00	
		50,000,000.00	70,000,000.00
		210,000,000.00	70,000,000.00

2016 1 2016 3 6,000.00
 4,000.00 3 10% 2017 2,000.00 2018
 2,000.00
 2017 12 20,000.00 3
 4,000.00 6,000.00
 10,000.00 2017
 2018 4,000.00

46

1

		398,330,615.41	397,154,334.33
		398,330,615.41	397,154,334.33

2

16	400,000,000.00	2016 4 3	3																
112379		15																	
	--	--																	

3

4

47

1

--	--	--

48

1

--	--	--

2

--	--	--

--	--	--

--	--	--

49

--	--	--	--	--	--

50

--	--	--

S-POS	825,000.00		300,000.00		525,000.00	
	300,000.00					

		196,360.00	196,360.00			
		567,500.00	567,500.00			
		6,400.00	6,400.00			
	20,464,737.30	24,816,538.15	24,419,855.79			

	455,500,000.00		10,880,000.00		444,620,000.00
			25,000,000.00		
420,235,849.04		-			
2	2017	12	31		265,486,700

	-119,750.39	-9,571,243. 97			-9,571,243. 97		-9,690,99 4.36
	282,596.85	-9,911,171. 65			-9,911,171. 65		-9,628,57 4.80
	-402,347.24	339,927.68			339,927.68		-62,419.5 6

	561,294,229.19	526,534,530.51
--	----------------	----------------

1)			0.00
2)	0.00		
3)	0.00		
4)		0.00	
5)	0.00		

61

	24,180,556.55	27,747,981.23
	5,890,746.57	7,525,134.73
	1,701,315.15	2,068,020.94



	41,347,328.81	0.00
	62,543,851.26	0.00

71

	0.00	13,941,042.94	
	346,674.93	1,036,406.29	346,674.93
	0.00	61,982,123.86	
	346,674.93	76,959,573.09	346,674.93

								/
--	--	--	--	--	--	--	--	---

72

	408,850.22	428,177.09	408,850.22
	261,360.82	467,359.52	261,360.82
	1,198,435.40	31,534.85	1,198,435.40
	1,868,646.44	927,071.46	1,868,646.44

73

1

	12,124,490.07	11,205,001.54
	9,398,705.21	-20,452,345.76
	21,523,195.28	-9,247,344.22

2

		93,454,855.11
/		14,294,326.50
		-2,703,115.16
		-46,287.34
		-582,287.88
		2,419,928.92
		6,107,036.39
		11,736,395.01
		-9,702,801.16
		21,523,195.28

1

	7,022,241.21	7,232,412.15
	3,140,285.33	1,854,492.39

2

	--
	--
	--

3

	--
	--
	--

4

	1,069,614,862.84	538,633,929.22
	1,864,507.48	9,702.47
	1,067,075,355.36	538,624,226.75
	675,000.00	
	1,069,614,862.84	538,633,929.22

77

78

	50,628,451.95	
	357,264,627.51	

	18,098,026.44	
	425,991,105.90	--


79

1

	--	--	3,954,153.21
	278,779.84	6.5342	1,821,603.22
	--	--	97,025.03
	14,848.80	6.5342	97,025.03
	127,821.29		835,209.87
	127,821.29	6.5342	835,209.87
	183,697.33		1,200,315.09
	183,697.33	6.5342	1,200,315.09

2

2



3

--	--

3

3

4

5

			500	1,000,000.00	60%	60%	
			1,000	10,000,000.00	100%	100%	
			500	3,500,000.00	100%	100%	
NEXGO			22.00	--	100%	100%	

6

1

1

				100.00%		
				96.32%		
				100.00%		
			POS	100.00%		
				100.00%		
ExaDigm,Inc			POS	100.00%		
					100.00%	
				100.00%		


					100.00%	
NEXGO			POS		100.00%	

2

--	--	--	--	--

3

±X1JL6t×54J



	--	--
	--	--

5

6

--	--	--	--

7

8

4 $\hat{\theta} = A^{\circ}$

1170 436.78 156.56 124 () 11 EMCS WEM 158.9100/9.6T 0r 5 2 35

			/
--	--	--	---

	--	--	--	--
	--	--	--	--

2

3

4

5

6

7

8

9

1

--	--	--

		1,013,257.20	1,050,621.00

4

--	--	--	--	--

--	--	--	--	--

SZ03 20170011

10,000.00

SZ03 20170011-11

2017 5 11 584060 2017

00001 20,000.00

584060 2017 00003

2017 6 22

2017 0007 20,000.00 ,

2017 0003

2017

0003

2017 9 18 SX161417000749

10,000.00

BZ161417000049

2017 12 13 0453551

15,000.00

0453551-001

0453551-002 0453551-003

2017 12 14 2017

0000079 9,000.00 2017

È \ œ ({ # † jBC15390.00 2017

ZB7910201700000012

ZB7910201700000013

1,600.00

2017 5 11

SZ03 20170013

7,000.00

SZ03

20170013-11

SZ03 20170013-12

2017 12

20,000.00 3

4,000.00

6,000.00

10,000.00

2017

1700102

5

--	--	--	--	--	--

2

--	--	--	--

7**8****1**

	2,756,630.24
	23,105,887.88
	0.00

7.535 7.476

2.

2015 12 1
 < 2015 > <
 2015 > <
 2015 >
 2015 12 17 2015 <
 2015 > <
 2015 > < 2015
 > 2015

 2016 5 30
 2015 2015
 2016 5 20 2015
 2015 31.78 31.73
 2016 12 28
 2015

 2017 4 7 6,180,000
 2015 28

 4,220,000
 2017 4 17 2015
 2015 422,000

 2017 4 24 3,798,000
 2015 422,000 2017 4
 24
 2017 6 6 2015
 2015
 2016 2017 6 1
 2015
 31.73 31.671
 26 2018 1 2015
 17
 2015 2015
 540,000
 2015 3,258,000

 3.
 24 2017 4

< < 2017 2017 > >

< 2017 5 9 2017 2016 > 2017

2017 5 15 2017

2017 6 30 2017

2017 8 25 2017 2016 2017 6 1 2016

2017 24.75 24.691 2017

2018 1 26 2017

2017 17 2016

444,600 2017

9,555,400

5

1

4

2015 ()

2

1

2017 12 31

2

3

1

	2018 3 21		
		2017	
	2017 12 31		
	265,486,700		
	10		
	1.5		
	39,823,005		
	2017 12 31		
	265,486,700		
	10 8		
	212,389,360		

--	--	--	--

2

	39,823,005.00
	39,823,005.00

3

4

5,000.00

2018 2 8

8

2

3

1

2

4

5

--	--	--	--	--	--	--

6

1

--	--	--

3

--	--

--	--	--	--	--	--

4





4

	517,669.36	739,443.17
		12,127,583.19
	190,837.71	177,681.27
	8,600,000.00	28,600,000.00

7

8

3



	288,048,296.32	53,116,906.78
--	----------------	---------------

6

1

	846,302.01	
	24,419,855.79	
	802,801.37	
	-146,373.42	
	-1,113,121.29	
	2,108,143.71	
	6,097.64	
	22,695,223.11	--

1

1

2



3

1

2

3

4

2017