

{ *€p0 t€•%,,Q2f' U %āī''' Q2,, Qb^ō " ° 6 x P Vd1 5•0 ¼'





支付服务

1

嘉联支付

Payka

2

国内收单业务

场景数字化服务

跨境支付及全球收单

银联支付

嘉联云店 商户SAAS

B2B 跨境贸易收款



~~SECRET~~



--	--	--

NPJ...18 NPJ...8





--	--	--	--	--	--	--	--

--	--	--	--	--	--	--	--





« * »




Ö

Y

H

Z












--	--	--	--	--	--	--









37

60 2025

3,179,898,428.81

1,142,496,929.84

1,964,119,031.56

97.70%

27


2025 12 31

558,245,670.86 €


E- ö NCÄ


E- ö NCÄ (1-Ö6Kv)












--	--	--

--	--

--









2001 7 31

2008 4 8

2008 3


2008 4 8

15

2023

1 1 12 31





3

4

5

6

2

3

1

- B.
- C.
- D.

3) AÔ5

ò'ÀÔ) -; 5 €Ct \ - X Å 4MÍ { AÔÑ45 €Ct \ -

4

4

5

()

1

1

2

2

1

2

3

1

1

1

2

1

2

1

12

2

3

12

1

1

2

3

4

4

4

1

2

6

	%
1	500
1 2	2000
2 3	5000
3	10000

1

2

1

2



3

4

1

2

3

1

2

6

6

,PCt ...s Å

1

2

POS

1

2

3

1


2

3

1

12

2



Nexgo,





--	--	--	--	--

--	--	--	--	--	--

--	--	--





--	--	--	--	--

--	--	--	--	--

--	--

--	--	--	--	--	--





[Redacted]



--	--	--	--	--	--






--	--	--	--

--	--	--	--	--	--	--

--	--	--	--	--	--	--





2015	3,351.19	470	Nexgo, Inc 100.00%
		-2,781,748.69	36,293,613.94
2016	50,000.00		100.00%
			66,841,001.51
433,158,998.49			
2018	71,000.00		100.00%
		211,000,845.70	498,999,154.30
		5	5

	2025 12 31		
	(%)	(%)	(%)
Nexgo, Inc 2026 -2030	(2.84)-1.89	57.83-58.08	12.95
2026 -2030	(62.54)-2.71	41.37-41.54	14.05
2026 -2030	0.00-0.40	25.00-26.06	12.04

Nexgo, Inc



--	--	--	--

--	--	--

5

5

--	--	--

--	--	--

--	--	--

--	--	--

--	--	--

--	--	--

--

5

5

∇ ∇

|

|

--	--

--

--







430,500.00



CV M T I I

--	--	--	--	--

[Redacted]

[Redacted]

[Redacted]

[Redacted]

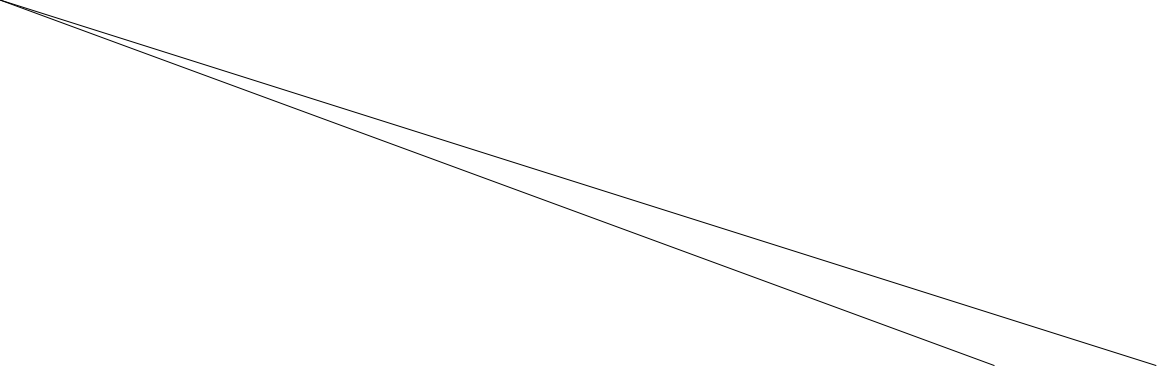
[Redacted]



--	--	--

--	--	--







	1,652,672.95	2,599,890.05
	3,232,704.65	6,542,590.10
	--	--
	--	--
	--	--
	--	--

[Redacted]

[Redacted]

[Redacted]

[Redacted]

[Redacted]

[Redacted]	[Redacted]	[Redacted]
[Redacted]		
[Redacted]		

[Redacted]	[Redacted]	[Redacted]	[Redacted]	[Redacted]	[Redacted]	[Redacted]	[Redacted]	[Redacted]
[Redacted]								


[Redacted]

Astrobit Technology Inc	

ç é "

ø é ö





--	--	--	--

GDP



1

2

1

2

3

4

3

1

3

3

IPO

--	--	--	--	--	--	--

--	--	--	--	--	--	--

--	--	--	--	--

--	--	--	--	--

2025 11 11 2026 11 10

2025 12 12

755XY251110T00029301

2 2025 12 12

2025 0046

2025 12 12 2027

11 26 2025 12 12

2025

0237

3 2025 9 9

2025 9 9

SZ02

20250010-11

7 2025 2 14

0400000014-2025

0006

2025 2 13

2026

2 13

8 2025 2 14

2025

00015

2025 2 14

2027 1 8

2025 2 14

2025

00015 - 01

9 2025 2 14

BC2024120200002061

2025 2 14

2025 12 2

2025 2 14

ZB7948202500000003

10 2024 7 26

755XY240715T000012

2024 7 15

2025 7

14 2024 7 26

755XY240715T00001201

11 2023 11 29

2023

0024

2023 11 29

2025 10 31

2023 11 29

2023

12 2024 7 29

24019

29 2025 7 29 2024 7 29

24019

13 2024 7 26

SX161924003434

2024 7

2024 7 6

2025 7 5 2024 7 26

BZ161924000540

14 2024 7 26

2024 098-2

2024 7 26

2025 7 25 2024 7 26

2024 098-2-1

15 2024 10 29

SZ02 20240008

2024 7 30 2025

7 30 2024 10 29

SZ02(

)20240008-11

16 2024 10 29

5,000,000.00

2025 9 9

NEXGO GLOBAL LIMITED

50,000,000.00

19 2025 12 12

755XY251110T000296

2025 11 11

2026 11 10 2025 12 12

755XY251110T00029601

20 2025 2 14

755XY250116T000014

2025 1 13 2026 1 12 2025 2

14

755XY250116T00001401

21 2025 9 9

2025

000999

ZB7948202500000002

24 2025 12 12

755XY251110T000294

2025 11 12 2026 11 11

2025 12 12

755XY251110T00029401

25 2024 7 26

24020

2024 7 26 2025

7 26 2024 7 26

24020

29 2024 7 26

755XY240715T000159

2024 7 15 2025

7 14 2024 7 26

755XY240715T00015901

30 2024 7 26

755XY240715T000023

2024 7 15 2025

7 14 2024 7 26

755XY240715T00002301

31 2024 4 23

SZ02()20240007


2024 3 28 2025 3 28

2024 4 23

SZ02()20240007-11

--	--	--	--	--

--	--	--	--	--



[Redacted]

[Redacted]

2022 3 28

2022 4 19

2021

2022

2022

2022

2022 4 25

2022

2022

2022 4 25

74

2,500

15 /

2023 4 26

2022

2022

2022

74

12,500,000

15 /

2023 5 24

2020 2021 2022

2022

2022

15 /

14.77 /

2023 6 5

2023 8 14

2020 2022

2022

75,000

2022

15,667,534

2023 10 24

2020 2022

2022

1,234,500

2022

12,395,034

2024 3 27

2021 2022

2022

6

	970,500		2022	
	10,601,534			
	2024 5 15			
	2022		2022	
	2024 4 24	2022		
	12,299,966	150,034		
150,034				
	2024 6 6			
	2022			2023
			2022	
		14.77 /	14.10 /	
	2024 8 16			
	2022			
	2022			
	2024 12 18			
	2022			2024
			2022	
		14.10 /	13.90 /	
	2025 4 23			
	2022			

2026 3 11

Xalgo Inc.

'e"9i2,, '0

'e"j' p0E'0

€ 9i . €Qλ - - 0i . 0p0 0,,•



--	--	--



--	--

--	--	--	--	--	--

--	--	--

--	--	--	--	--

--	--	--	--	--	--

--	--	--	--	--	--

--	--	--	--	--	--

--	--	--	--	--

--	--	--	--	--	--


--	--	--	--	--	--	--





)@#0L•X 0Ev , , , uq -b,,• @







☑

☑

--	--	--	--	--	--	--

--	--	--

--	--	--

